



AoC 16-18 LSC Funding Survey Report

June 2009

Introduction

LSC issued final 16-18 allocation letters to colleges, schools and training providers on Monday 8 June 2009. Following this, AoC circulated a short survey to colleges to gather some data on their 16-18 allocations for 2009/10 and their performance in 2008/09

This report:

- Summarises the main findings
- Looks at how colleges performed in 2008/09 against their final allocation for the year
- Summarises the data on 16-18 allocations to colleges for 2009/10 compared with their bid
- Compares colleges final 16-18 allocation for 2009/10 with their previous years allocation
- Shows a selection of colleges' comments on 16-18 funding

Key findings

- 52 colleges responded to the survey, which represents 15% of colleges in England

2008/09 performance:

- College's reported an average 2.6% overachievement against their 16-18 cash target for 2008/09
- Colleges reported an average 2% over achievement against their 16-18 Standard Learner Numbers (SLNs) target in 2008/09
- 31% of the colleges that responded to the survey were below target for their 16-18 cash and SLN allocation in 2008/09, 4% of colleges met their target and 65% of colleges exceeded their target

2009/10 allocation:

- On average, colleges received 2.9% less funding than they bid for 16-18 provision for 2009/10
- On average, colleges were allocated 3.2% less 16-18 SLNs than they bid for 2009/10
- 73% of colleges were allocated less than they bid for in cash terms for 16-18 provision in 2009/10, 19% of colleges were allocated their bid and 8% colleges were allocated more than their bid
- 72% of colleges were allocated less than they bid for in SLNs for 2009/10, 21% of colleges were allocated their bid and 6% of colleges were allocated more than their bid

2009/10 allocation compared with 2008/09:

- Colleges responding to the survey reported a 6.6% average increase in final 16-18 cash allocation for 2009/10 compared with 2008/09
- Colleges reported a 2.1% average increase in final 16-18 SLNs in their allocation for 2009/10 compared with 2008/09

Survey responses

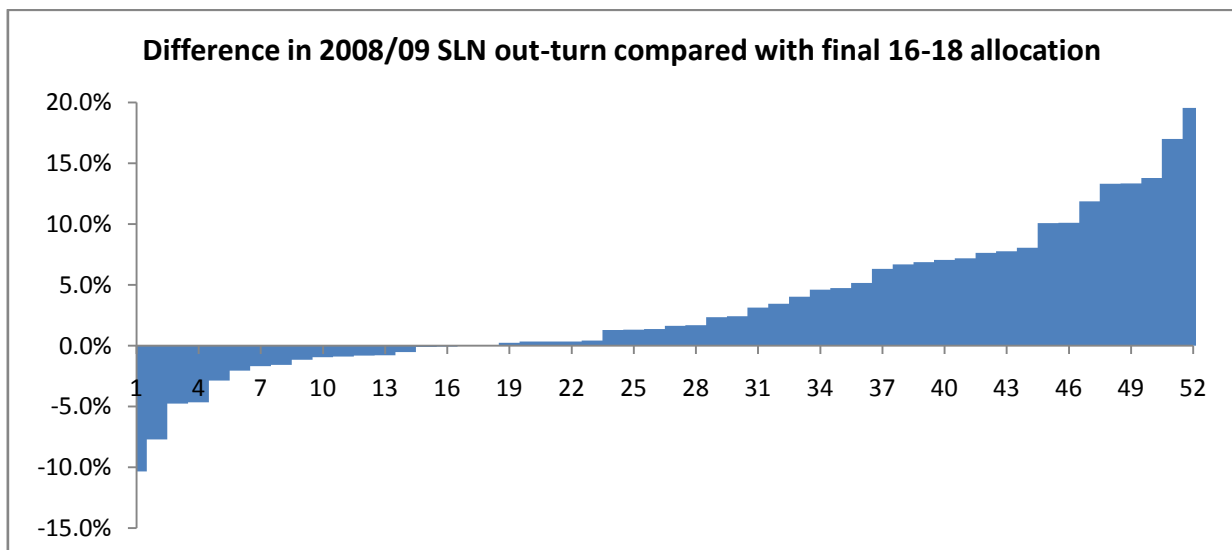
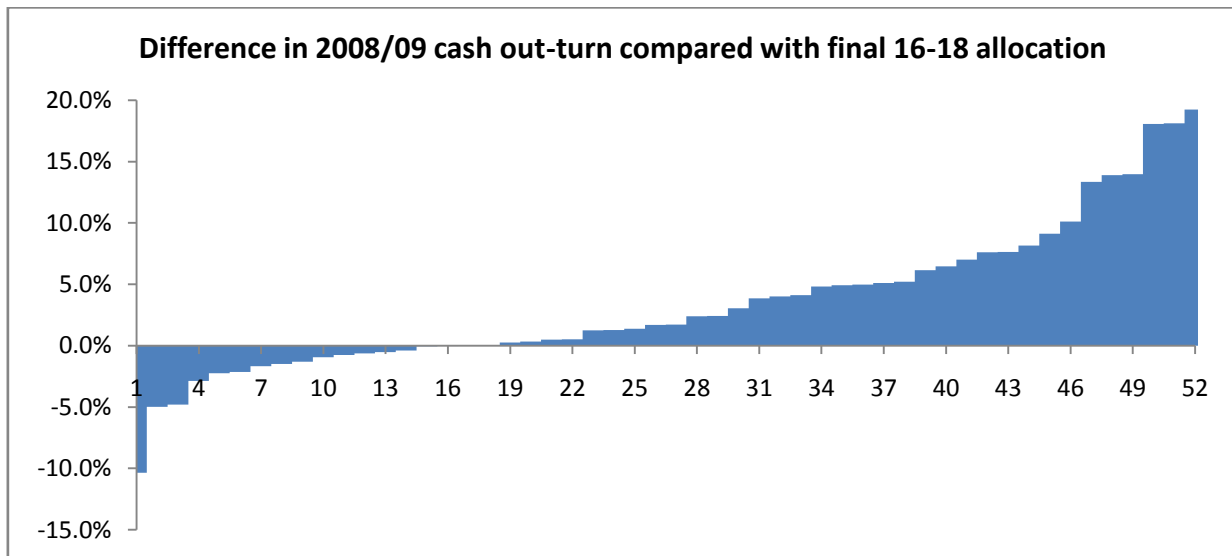
52 Colleges responded to the survey which is 15% of Colleges in England. All types of Colleges and all regions were represented. There were proportionately more returns from colleges in the North West and South West and less from colleges in London.

The following charts show the percentage differences in the:

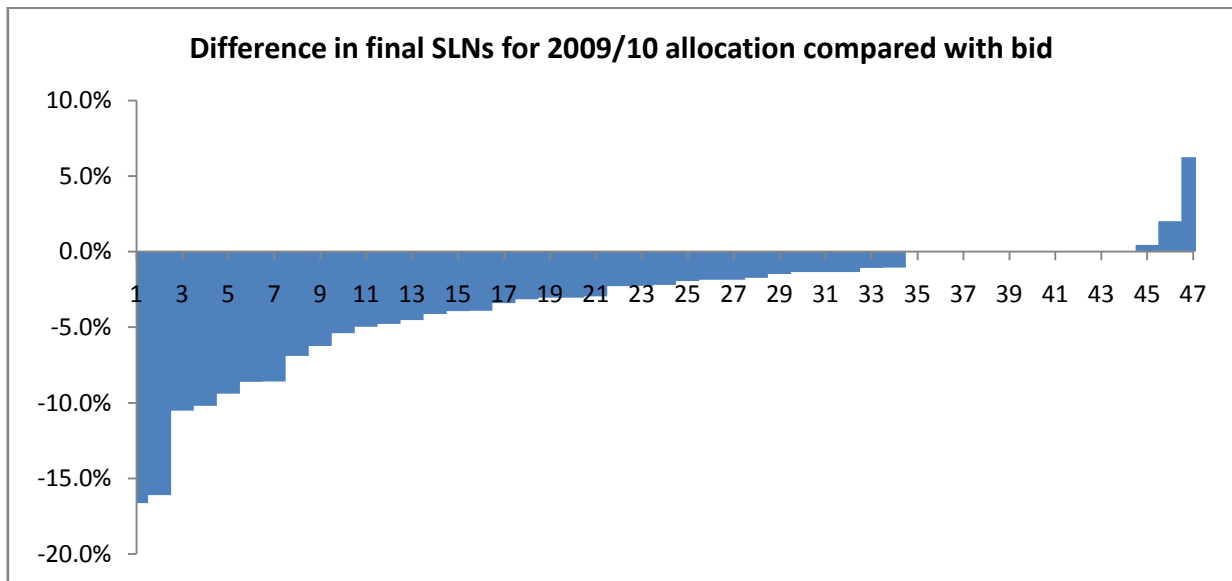
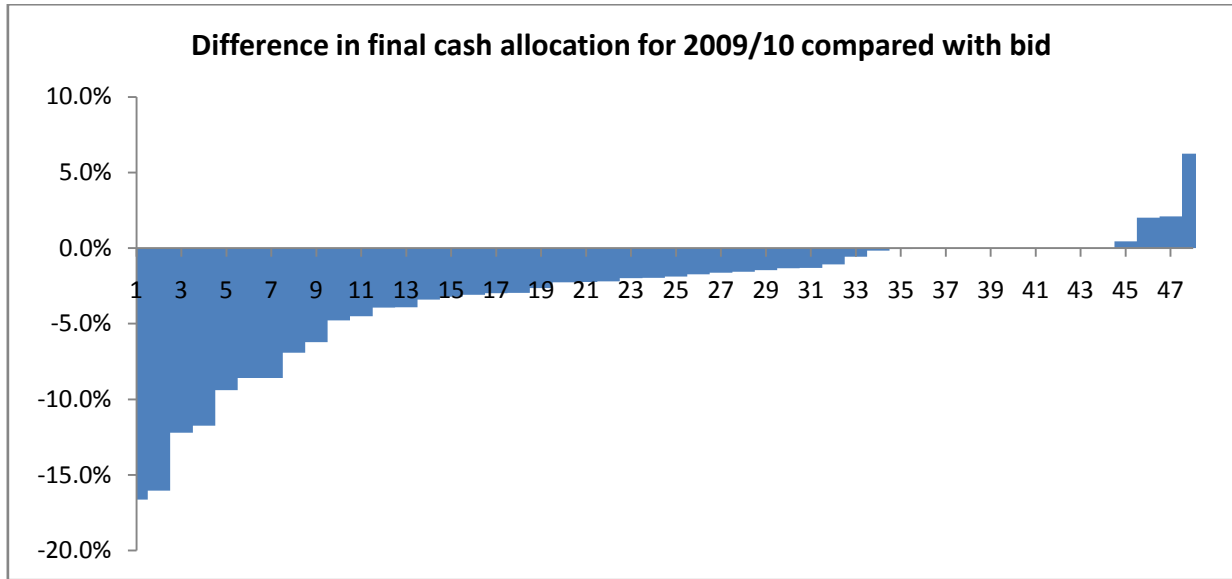
- cash and SLN out-turn compared with final 16-18 allocations in 2008/09
- final cash and SLN allocation for 2009/10 compared with bid
- final cash and SLN allocation for 2009/10 compared with 2008/09

in each of the colleges that responded.

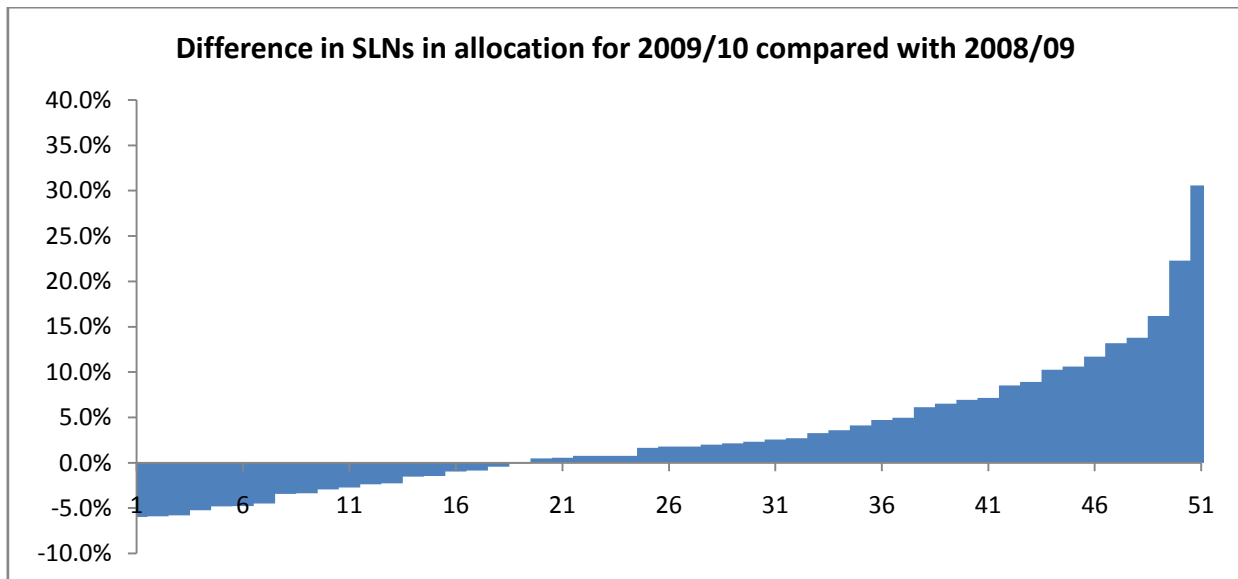
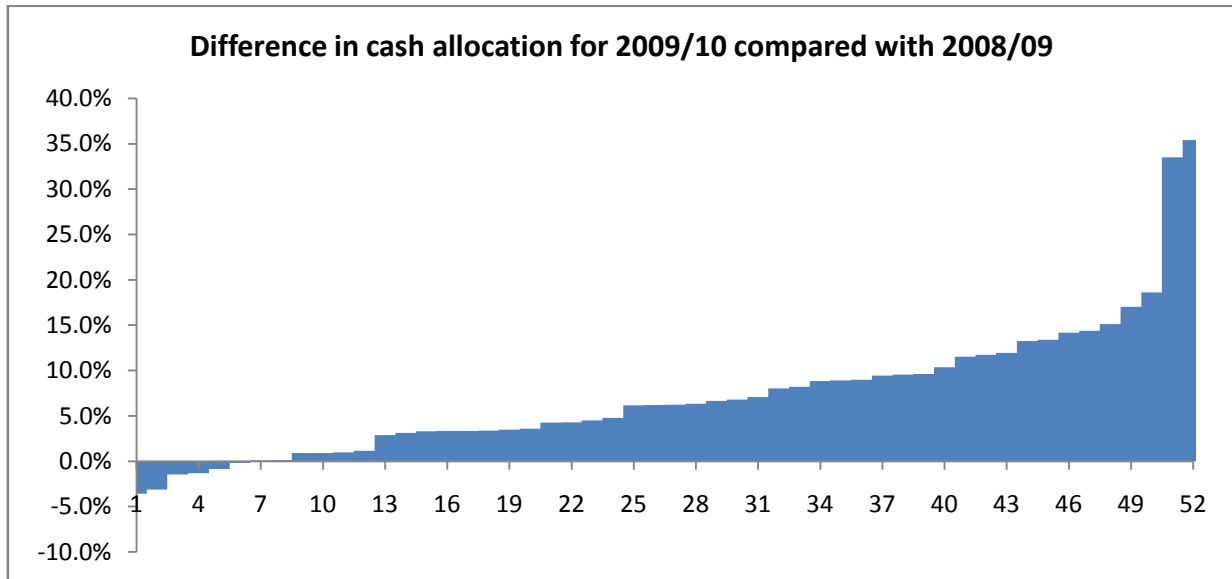
2008/09 performance



2009/10 allocation compared with bid



2009/10 allocation compared with 2008/09



Comments on 16-18 funding

A selection of the comments made by colleges:

- “We were invited to bid for more than this, but we did not feel we had the capacity to do any more, so we declined this invitation”

- “The most depressing aspect of the ongoing 16-18 funding constraints remains the nonsense of depressing the average SLN rate to an artificial and retrospectively created level of 2-3 years ago.”
- “The LSC have basically assured our 16-18 provision by granting full funding.”
- “We have decided to restrict growth in a number of areas which means that we have applicants that will not be offered places for September. Since some other colleges in our area have already closed their enrolment for 2009/10 it will be interesting to see how the September guarantee works out”
- “We have been funded for the correct number of students but the SLN rate per student has been held down, in spite of the fact that our SLNs per student rate is well below the average for SFCs.”
- “We expect to be turning away learners in September and have growing application evidence that we will have demand well in excess of allocation.”
- “The College is significantly over-delivering on 08/09; yet no additional funds were given to the College from the 'extra' funds - this will no doubt stop us working to attract NEET learners as we will again hugely overshoot our 16-18 numbers.”